

HALL OF FAME BOWL

Legion Field

MARYLAND 17 MINNESOTA 7

After allowing an early Minnesota touchdown run, the Terps scored the next 17 points and shut out the Golden Gophers over the next three quarters to leave Birmingham with a 17-7 win. Offensively, the Terps looked to George Scott who rushed for 75 yards and two second-quarter touchdowns to put Maryland in the lead for good. The Maryland defense held the Gophers to only 69 yards of total offense in the second half.


Box Score

	1st	2nd	3rd	4th	F
Maryland	3	14	0	0	17
Minnesota	7	0	0	0	7


1-MN - Barber 1-yard run (Rogind kick) 9:02
1-UM - Sochko 32-yard field goal 5:21
2-UM - Scott 2-yard run (Sochko kick) 7:04
2-UM - Scott 1-yard run (Sochko kick) 4:53

	UM	MN
First Downs	15	17
Rushing Yards	120	113
Passing	211	155
Comp-Att-Int	12-23-1	13-26-0
Return Yards	3	6
Punts-Avg.	5-36.8	9-27.7
Fumbles-Lost	3-2	3-2
Penalties-Yards	12-80	6-54

RUSHING-Maryland, Scott 24-75. Minnesota, Kitzmann 24-76.
PASSING-Maryland, Dick 12-20-211. Minnesota, Avery 12-23-130.
RECEIVING-Maryland, White 8-126. Minnesota, Anhorn 5-49.
Att: 47,000



George Scott ran for two TDs and 75 yards in the Terps' '77 Hall of Fame Bowl win.



SUN BOWL

Sun Bowl
El Paso
Dec. 23, 1978

TEXAS 42 MARYLAND 0

The Maryland Terrapins, appearing in their sixth consecutive bowl and looking for their second straight bowl win, ran into a very determined Texas Longhorn team. The Longhorns' running game amassed 220 yards and five touchdowns, while the Texas defense held Maryland to 248 yards of total offense. It was the first time in 95 games the Terps had been held scoreless, ending the third-longest streak in the nation.


Box Score

	1st	2nd	3rd	4th	F
Maryland	0	0	0	0	0
Texas	21	7	14	0	42


1-UT - L. Jones 7-yard run (Erxleben kick) 10:27
1-UT - J. Jones 1-yard run (Erxleben kick) 7:15
1-UT - L. Jones 29-yard pass from McBaeth (Erxleben kick) 4:37
2-UT - McBaeth 2-yard run (Erxleben kick) 12:55
3-UT - J. Jones 14-yard run (Erxleben kick) 2:42
3-UT - H. Jones 32-yard run (Erxleben kick) 1:08

	UM	UT
First Downs	20	18
Rushing Yards	34	220
Passing	214	45
Comp-Att-Int	17-43-4	2-7-0
Return Yards	0	20
Punts-Avg.	8-37	7-41
Fumbles-Lost	2-1	3-1
Penalties-Yards	5-35	7-42

RUSHING-Maryland, Atkins 10-15. Texas, H. Jones 14-104.
PASSING-Maryland, O'Hare 12-27-146. Texas, McBaeth 2-5-45.
RECEIVING-Maryland, Richards 4-52. Texas, L. Jones 2-45.
Att: 33,122



Charles Johnson's mood tells the story after the Terps lost in the '78 Sun Bowl.



TANGERINE BOWL

Tangerine Bowl
Orlando
Dec. 20, 1980

FLORIDA 35 MARYLAND 20

Maryland's Charlie Wysocki rushed for 159 yards and a touchdown, but it was not enough to overcome the passing attack of the Gators' Wayne Peace, who threw for 271 yards and two touchdowns. Peace's favorite receiver, Cris Collinsworth, caught eight passes for 166 yards, including a 21-yard touchdown catch that led to Florida's 28-20 lead. Maryland's Dale Castro tied a Tangerine Bowl record and established a new Terrapin bowl record when he booted his fourth field goal in the third quarter.


Box Score

	1st	2nd	3rd	4th	F
Maryland	3	6	11	0	20
Florida	0	14	14	7	35

1-UM - Castro 34-yard field goal 4:50
2-UF - Collinsworth 24-yard pass from Peace (Clark kick) 14:04
2-UM - Castro 27-yard field goal 4:37
2-UM - Castro 26-yard field goal 4:28
2-UF - Jones 2-yard run (Clark kick) 1:46
3-UM - Wysocki 2-yard run (Tice run) 14:48
3-UM - Castro 42-yard field goal 10:00
3-UF - Peace 1-yard run (Clark kick) 4:43
3-UF - Collinsworth 21-yard pass from Peace (Clark kick) 3:29
4-UF - Brown 2-yard run (Clark kick) 9:31


	UM	UF
First Downs	19	16
Rushing Yards	181	108
Passing	155	271
Comp-Att-Int	12-26-3	20-34-1
Return Yards	14	54
Punts-Avg.	4-39.0	6-34.0
Fumbles-Lost	4-2	1-0
Penalties-Yards	6-44	11-108

RUSHING-Maryland, Wysocki 39-159. Florida, Brown 16-71.
PASSING-Maryland, Tice 11-23-129. Florida, Peace 20-24-271.
RECEIVING-Maryland, Havener 4-83. Florida, Collinsworth 8-166.
Att: 52,541




Charlie Wysocki ran for 159 yards in the '80 Tangerine Bowl.





postseason history




ALOHA BOWL

Aloha Stadium

WASHINGTON 21 MARYLAND 20

Maryland and Washington made sure the fans who went to the inaugural Aloha Bowl got their money's worth. The Huskies' touchdown with :06 left secured Washington's come-from-behind, 21-20 victory. The Terps had a chance to go up by nine points with 3:39 left to play, but Jess Atkinson's 32-yard field goal attempt fell short. The Terps had fallen behind 14-6 in the first half and Boomer Esiason had completed 10 passes for 120 yards and a touchdown in the third quarter, sparking Maryland to a 20-14 lead early in the fourth.




CITRUS BOWL

Florida Citrus Bowl
Orlando
Dec. 17, 1983

TENNESSEE 30 MARYLAND 23

Tennessee scored two touchdowns in the fourth quarter to overcome a 20-16 deficit and defeat the Terps, 30-23, in the 1983 Citrus Bowl. Maryland took a four-point lead into the fourth quarter, thanks to outstanding play from reserve quarterback Frank Reich. Reich entered the game in the second quarter when starter Boomer Esiason suffered a shoulder injury. Reich's one mistake of the day, an interception early in the fourth quarter, set the Vols on Maryland's 14-yard line which led to a Tennessee touchdown run that was the difference.



SUN BOWL

Sun Bowl
El Paso
Dec. 22, 1984

MARYLAND 28 TENNESSEE 27

The Maryland Terrapins were truly the comeback team of 1984. Maryland trailed Tennessee 21-0 at halftime and erupted for a Terrapin bowl record 22 points in the third quarter. Frank Reich's third-quarter touchdown pass to Ferrell Edmunds put the Terps up 22-21, but the ensuing kickoff was returned for a touchdown by the Volunteers to give them a 27-22 lead. Then with 8:03 left to play, the Terps' offense pounded out a 5:05 drive that was capped by a one-yard scoring run by Rick Badanjek for the game-winning touchdown.

Box Score

	1st	2nd	3rd	4th	F
Maryland	0	6	6	8	20
Washington	7	7	0	7	21

1-UW - Allen 27-yard pass from Cowan (Nelson kick) 10:14
 2-UM - D'Addio 19-yard pass from Esiason (kick failed) 14:52
 2-UW - Allen 71-yard pass from Cowan (Nelson kick) 5:21
 3-UM - Tice 36-yard pass from Esiason (conversion failed) 12:18
 4-UM - Nash 2-yard run (Tice pass from Esiason) 10:44
 4-UW - Allen 11-yard pass from Cowan (Nelson kick) 0:06

	UM	UW
First Downs	17	20
Rushing Yards	68	63
Passing	251	369
Comp-Att-Int	19-32-1	35-55-0
Return Yards	45	43
Punts-Avg.	7-38.0	5-45.0
Fumbles-Lost	2-1	4-4
Penalties-Yards	8-55	7-50

RUSHING-Maryland, Nash 11-41. Washington, Robinson 16-50.
PASSING-Maryland, Esiason 19-32-251. Washington, Cowan 33-55-369.
RECEIVING-Maryland, Tice 6-85. Washington, Skansi 10-81.
Att: 30,055

Box Score

	1st	2nd	3rd	4th	F
Maryland	3	6	11	3	23
Tennessee	7	3	6	14	30

1-UM - Atkinson 18-yard field goal 4:01
 1-UT - Taylor 12 pass from Cockrell (Revez kick) 1:04
 2-UM - Atkinson 48-yard field goal 13:43
 2-UM - Atkinson 31-yard field goal 12:01
 2-UT - Revez 25-yard field goal 4:34
 3-UM - Atkinson 22-yard field goal 10:47
 3-UT - Henderson 19-yard run (Cockrell pass failed) 5:29
 3-UM - Badanjek 3-yard run (Badanjek run) 4:14
 4-UT - Jones 1-yard run (Revez kick) 14:01
 4-UT - Jones 2-yard run (Revez kick) 11:58
 4-UM - Atkinson 26-yard field goal 4:34

	UM	UT
First Downs	17	25
Rushing Yards	95	201
Passing	253	185
Comp-Att-Int	18-28-1	16-23-1
Return Yards	10	26
Punts-Avg.	0-0.0	1-47.0
Fumbles-Lost	3-1	1-1
Penalties-Yards	6-32	1-5

RUSHING-Maryland, Joyner 17-58. Tennessee, Jones 29-154.
PASSING-Maryland, Reich 14-22-192. Tennessee, Cockrell 16-23-185.
RECEIVING-Maryland, David 4-66. Tennessee, Duncan 6-59.
Att: 50,183

Box Score

	1st	2nd	3rd	4th	F
Maryland	0	0	22	6	28
Tennessee	10	11	6	0	27

1-UT - Jones 2-yard run (Revez kick) 6:34
 1-UT - Revez 24-yard field goal 2:29
 2-UT - Revez 52-yard field goal 5:13
 2-UT - McGee 6-yard pass from Robinson (McGee pass from Robinson) 0:37
 3-UM - Neal 57-yard run (pass failed) 10:35
 3-UM - Atkinson 23-yard field goal 6:32
 3-UM - Badanjek 1-yard run (run failed) 3:47
 3-UM - Edmunds 40-yard pass from Reich (Atkinson kick) 3:47
 3-UT - Penuska 100-yard kickoff return (pass failed) 0:10
 4-UM - Badanjek 1-yard run (pass failed) 2:28

	UM	UT
First Downs	22	13
Rushing Yards	229	148
Passing	201	132
Comp-Att-Int	17-28-1	15-24-0
Return Yards	80	194
Punts-Avg.	4-39.0	5-42.4
Fumbles-Lost	2-2	2-2
Penalties-Yards	8-63	6-49


RUSHING-Maryland, Neal 12-107. Tennessee, Jones 14-80.
PASSING-Maryland, Reich 17-28-201. Tenn., Robinson 15-24-132.
RECEIVING-Maryland, Hill 4-69. Tennessee, McGee 6-66.
Att: 50,126




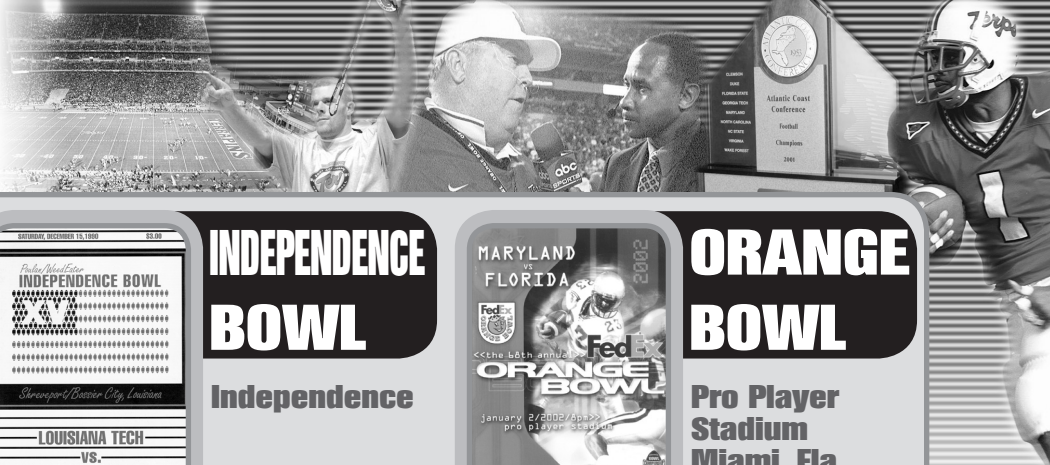
Dave D'Addio
rushes past
Washington in the
Aloha Bowl.



Bobby Ross
(far left) and
Boomer Esiason
(second from
left) visit Goofy
at the Magic
Kingdom.



After rallying
from a 21-0
halftime deficit,
the Terps carried
coach Bobby
Ross off the field
after winning
the '84 Sun
Bowl.




CHERRY BOWL

Pontiac

MARYLAND 35 SYRACUSE 18

Quarterback Stan Gelbaugh completed 14 passes for 223 yards, threw two touchdowns and rushed for another as Maryland defeated Syracuse 35-18. The Terrapins, who trailed 3-0 early in the first quarter, took their first lead thanks to Gelbaugh's four-yard touchdown run. Trailing 10-6 in the second quarter, Gelbaugh hit tight end Chris Knight for a three-yard score to put the Terps in the lead for good. The touchdown pass also was the start of a 22-point second quarter that tied a Maryland bowl record for points scored in a quarter.




INDEPENDENCE BOWL

Independence

MARYLAND 34 LOUISIANA TECH 34

Tech's Chris Boniol hit a 29-yard field goal with no time remaining in the 1990 Independence Bowl, allowing the Bulldogs to escape Shreveport with a 34-34 tie. The Terrapins fell behind 31-20 early in the fourth quarter but rallied to take the lead when Scott Zolak threw a 15-yard touchdown pass to Brad Johnson with :52 remaining. However, on the ensuing kickoff, Tech's Lorenzo Baker returned the kick 41 yards to start the Bulldog drive on the Maryland 39-yard line. Five plays and 28 yards later, Boniol kicked his second field goal of the game to



ORANGE BOWL

Pro Player Stadium
Miami, Fla.
Jan. 2, 2002

FLORIDA 56 MARYLAND 23

Maryland made its first bowl appearance since 1990, but fell to the fifth-ranked Florida Gators, 56-23. Florida's Rex Grossman came off the bench to throw for 248 yards and four touchdowns. The Gators jumped out to a 14-0 lead, but the Terps rallied to close to within 14-10. Florida, however, scored five unanswered touchdowns to pull away. Marc Riley rushed for two touchdowns for the Terps. The teams combined for an Orange Bowl record 79 points and 1,019 total yards.

Box Score

	1st	2nd	3rd	4th	F
Syracuse	3	7	8	0	18
Maryland	6	22	7	0	35

1-SU - McAulay 26-yard field goal 10:27
1-UM - Gelbaugh 4-yard run (kick failed) 6:36
2-SU - Drummond 10-yard run (McAulay kick) 12:53
2-UM - Knight 3-yard pass from Gelbaugh (Badanjek run) , 8:50
2-UM - Tye 8-yard fumble return (Plocki kick) 3:41
2-UM - Blount 20-yard run (Plocki kick) 1:43
3-UM - Abdur-Ra'oof 6-yard pass from Gelbaugh (Plocki kick) 11:27
3-SU - McPherson 17-yard run (Schwedes from McPherson) 2:51

	UM	SU
First Downs	22	28
Rushing Yards	244	241
Passing	223	204
Comp-Att-Int	14-20-1	18-30-3
Return Yards	99	135
Punts-Avg.	3-38.7	1-52.0
Fumbles-Lost	0-0	3-2
Penalties-Yards	5-54	3-26

RUSHING-Maryland, Blount 24-135. Syracuse, McPherson 21-111.
PASSING-Maryland, Gelbaugh 14-20-223. Syracuse, McPherson 18-30-204.

RECEIVING-Maryland, Abdur-Ra'oof 5-86. Syracuse, Slano 4-69.
Att: 51,858

Box Score

	1st	2nd	3rd	4th	F
Maryland	14	0	6	14	34
Louisiana Tech	0	14	14	6	34

1-UM - Jackson 1-yard run (DeArmas kick) 11:59
1-UM - Jackson 2-yard run (DeArmas kick) 5:06
2-LT - Richardson 5-yard run (Boniol kick) 8:30
2-LT - Davis 3-yard run (Boniol kick) 0:17
3-LT - Richardson 1-yard run (Boniol kick) 10:35
3-UM - Jackson 11-yard run (kick failed) 7:44
3-LT - Slaughter 7-yard pass from Johnson (Boniol kick) 5:52
4-LT - Boniol 36-yard field goal 13:52
4-UM - Mason 28-yard pass from Zolak (DeArmas kick) 11:20
4-UM - Johnson 15-yard pass from Zolak (DeArmas kick) 0:52
4-LT - Boniol 28-yard field goal 0:00

	UM	LT
First Downs	16	25
Rushing Yards	191	150
Passing	115	254
Comp-Att-Int	11-18-1	18-28-3
Return Yards	22	3
Punts-Avg.	4-37.2	1-34.0
Fumbles-Lost	1-1	3-1
Penalties-Yards	9-88	6-53

RUSHING-Maryland, Jackson 17-50. La. Tech, Richardson 27-81.
PASSING-Maryland, Zolak 7-16-159. La. Tech, Johnson 7-8-70.
RECEIVING-Maryland, Johnson 5-107. La. Tech, Slaughter 5-66.
Att: 48,325


Box Score

	1st	2nd	3rd	4th	F
Florida	14	14	21	7	56
Maryland	7	3	0	13	23

1-UF - Graham 1-yard run (Chandler kick) 9:51
1-UF - Jacobs 46-yard pass from Berlin (Chandler kick) 0:12
1-UM - Williams 64-yard pass from Hill (Novak kick) 0:00
2-UM - Novak 20-yard field goal 12:20
2-UF - Jacobs 15-yard pass from Grossman (Chandler kick) 2:18
2-UF - Gaffney 4-yard pass from Grossman (Chandler kick) 0:03
3-UF - Graham 6-yard run (Chandler kick) 11:22
3-UF - Gillespie 11-yard run (Chandler kick) 7:26
3-UF - Gaffney 33-yard pass from Grossman (Chandler kick) 2:52
4-UM - Riley 1-yard run (Novak kick) 11:56
4-UF - Perez 10-yard pass from Grossman (Chandler kick) 10:16
4-UM - Riley 10-yard run (Novak kick) 5:10

	UM	UF
First Downs	19	30
Rushing Yards	103	203
Passing	257	456
Comp-Att-Int	23-39-1	33-49-2
Return Yards	189	93
Punts-Avg.	5-46.2	2-53.0
Fumbles-Lost	0-0	2-1
Penalties-Yards	4-20	6-43

RUSHING-Maryland, Hill 11-31. Florida, Graham 16-149.
PASSING-Maryland, Hill 23-39-257. Florida, Grossman 20-28-248.
RECEIVING-Maryland, Murphy 5-42. Florida, Jacobs 10-170.
Att: 73,640



Len Lynch (63)
hoists the 1985
Cherry Bowl
trophy.



Clarence Jones
(74) lifts Troy
Jackson in the air
after the Terps'
third-quarter
score in the '90
Independence
Bowl.



Marc Riley ran for
two touchdowns,
including this
10-yard run in the
fourth quarter.





postseason history

ALL-TIME BOWL GAME RECORDS

INDIVIDUAL RECORDS

Rushing Yards

165 (23 carries), Lu Gambino vs. Georgia, 1948 Gator
153 (28), Ed Modzelewski vs. Tennessee, 1952 Sugar
159 (39), Charlie Wysocki vs. Florida, 1980 Tangerine
132 (24), Alvin Blount vs. Syracuse, 1985 Cherry
127 (20), Steve Atkins vs. Florida, 1975 Gator
126 (29), Louis Carter vs. Georgia, 1973 Peach
108 (8), Ed Vereb vs. Oklahoma, 1956 Orange
107 (12), Tommy Neal vs. Tennessee, 1984 Sun

Rushing Attempts

39, Charlie Wysocki vs. Florida, 1980 Tangerine

Rushing Touchdowns

3, Troy Jackson vs. Louisiana Tech, 1990 Independence

Longest Touchdown Run

57 yards, Tommy Neal vs. Tennessee, 1984 Sun

Passing Yards

257 (23 of 39, 1 TD, 1 Int.), Shaun Hill vs. Florida, 2002 Orange
251 (19 of 32, 2 TD, 1 Int.), Boomer Esiason vs. Washington, 1982 Aloha
223 (14 of 20, 2 TD, 1 Int.), Stan Gelbaugh vs. Syracuse, 1985 Cherry
215 (17 of 28, 1 TD, 3 Int.), Scott Zolak vs. Louisiana Tech, 1990 Independence
211 (12 of 20, 0 TD, 1 Int.), Larry Dick vs. Minnesota, 1977 Hall of Fame
201 (17 of 28, 1 TD, 1 Int.), Frank Reich vs. Tennessee, 1984 Sun

Pass Completions


23, Shaun Hill vs. Florida, 2002 Orange

Pass Attempts

39, Shaun Hill vs. Florida, 2002 Orange

Passing Touchdowns

2, Boomer Esiason vs. Washington, 1982 Aloha
2, Stan Gelbaugh vs. Syracuse, 1985 Cherry
2, Scott Zolak vs. Louisiana Tech, 1990 Independence



Lu Gambino holds the Maryland record for rushing yards in a game with 165, gained in the '48 Gator Bowl.

Longest Pass Touchdown

68, Louis Carter to Walter White vs. Georgia, 1973 Peach

Total Offense

288 yards (31 run, 257 pass), Shaun Hill vs. Florida, 2002 Orange
252 yards (1 run, 251 pass), Boomer Esiason vs. Washington, 1983 Aloha

Receptions

8 (126 yards), Charlie White vs. Minnesota, 1977 Hall of Fame

Receiving Yards

126 (8 rec., 0 TD), Charlie White vs. Minnesota, 1977 Hall of Fame
107 (5 rec., 1 TD), Barry Johnson vs. Louisiana Tech, 1990 Independence
106 (2 rec., 1 TD), Walter White vs. Georgia, 1973 Peach

Touchdown Receptions

1, Lu Gambino from John Baroni, 1948 Gator
1, Bob Shemonski from Ed Fullerton, 1952 Gator
1, Walter White from Louis Carter, 1973 Peach
1, Kim Hoover from Larry Dick, 1975 Gator
1, Eric Sievers from Mark Manges, 1977 Cotton
1, Dave D'Addio from Boomer Esiason, 1982 Aloha
1, John Tice from Boomer Esiason, 1982 Aloha
1, Ferrell Edmunds from Frank Reich, 1984 Sun
1, Chris Knight from Stan Gelbaugh, 1985 Cherry
1, Azizuddin Abdur-Ra'ooof from Stan Gelbaugh, 1985 Cherry
1, Mark Mason from Scott Zolak, 1990 Independence
1, Barry Johnson from Scott Zolak, 1990 Independence
1, Jafar Williams from Shaun Hill, 2002 Orange

All-Purpose Yardage

189 (165 rush, 24 rec.), Lu Gambino vs. Georgia, 1948 Gator
184 (93 rush, 47 rec., 44 ret.), Mark Mason vs. Louisiana Tech, 1990 Independence

Touchdowns Responsible For

3, Lu Gambino (35 run, 1 run, 24 rec.) vs. Missouri, 1948 Gator
3, Ed Fullerton (2 run, 7 pass, 46 int.) vs. Tennessee, 1952 Sugar
3, Troy Jackson (2 run, 2 run, 11 run) vs. Louisiana Tech, 1990 Independence

Field Goals

5 (18, 48, 31, 22 26 yds.), Jess Atkinson vs. Tennessee, 1983 Citrus
4 (35, 27, 27, 43 yds.), Dale Castro vs. Florida, 1980 Tangerine

Longest Field Goal

48 yards, Jess Atkinson vs. Tennessee, 1983 Citrus

Punting Average

53.0 (3 for 159 yds.), Lynn Beightol vs. Oklahoma, 1956 Orange
52.4 (5 for 262 yds.), Mike Sochko vs. Houston, 1977 Cotton

Longest Punt

77 yards, Mike Sochko vs. Houston, 1977 Cotton

Longest Kickoff Return

80 yards, Tommy Neal vs. Tennessee, 1983 Citrus

TEAM RECORDS

First Downs

25, 1990 Independence (12 rush, 9 pass, 4 pen.) vs. Louisiana Tech

First Downs Rushing

14, 1952 Sugar vs. Tennessee

First Downs Passing

12, 1983 Citrus vs. Tennessee

Fewest First Downs

9, 1956 Orange vs. Oklahoma

Rushing Yards

289 yards, 1952 Sugar vs. Tennessee

Rushing Attempts

54, 1980 Tangerine (177 yards) vs. Florida
54, 1984 Sun (229 yards) vs. Tennessee

Rushing Touchdowns

3, 1950 Gator vs. Missouri
3, 1984 Sun vs. Tennessee
3, 1990 Independence vs. Louisiana Tech

Fewest Rushing Yards

68, 1982 Aloha vs. Washington

Passing Yards

257 yards, 2002 Orange vs. Florida

Pass Completions

23, 2002 Orange vs. Florida

Pass Attempts

43, 1978 Sun vs. Texas (17 completions)

Passing Touchdowns

2, 1982 Aloha vs. Washington
2, 1985 Cherry vs. Syracuse
2, 1990 Independence vs. Louisiana Tech

Fewest Passing Yards

16, 1950 Gator vs. Missouri

Total Yards

467, 1985 Cherry vs. Syracuse (244 rush, 223 pass)

Fewest Total Yards

212, 1954 Orange vs. Oklahoma

Pass Interceptions

4, 1952 Sugar vs. Tennessee

Fumbles Lost

3, 1973 Peach vs. Georgia
3, 1974 Liberty vs. Tennessee

Penalty Yards

120 on 12 penalties, 1952 Sugar vs. Tennessee